



4X4 ACCESSORIES

NITRO SPORT PROMOTION

FLAGSHIP STORES

NITRO SPORT PROMOTION

IN-STORE DISPLAY

This VM guide has been designed to assist you in setting up your Nitro Sport Promotion in store



NITRO SPORT PROMOTION

IN-STORE COLLATERAL

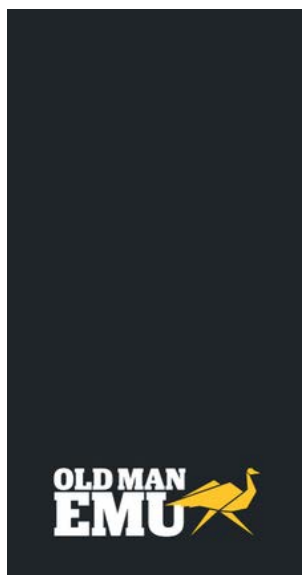
what you will receive:



x 6 A4 Poster



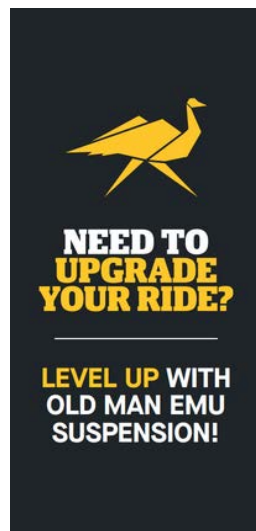
x 8



Ceiling banners



x 1



Base deck sign



x 2 Counter card



x 10



Wobblers



DEALER DASHBOARD

Please note that the wobblers and A4 posters are available for download on dealer dashboard now. All files can be printed and displayed in-store until your collateral pack arrives.

what you will need:



A4 Acrylic blocks
(Reused from previous promotions
or
can be ordered from
570177)



BASE DECK
(Reused from previous promotions
or
can be ordered from main 570169)



*NOT FINAL ARTWORK *

As part of your collateral pack, you will also receive an in-bay poster to support the launch of the slimline battery. A VM guide will be sent to you to support this launch. In the meantime, please put this poster aside, until further instructed.

NITRO SPORT PROMOTION

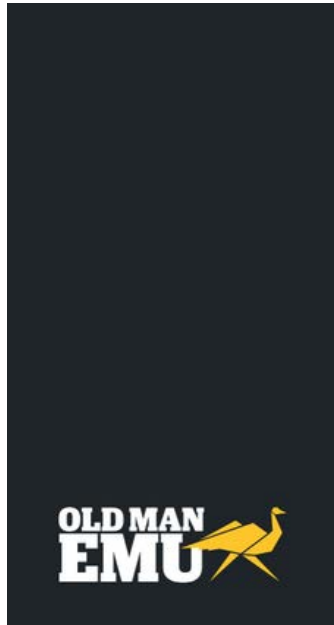
BANNER RAILS SET-UP

Flagship stores with banner rails will receive x8 banner posters to hang on the front rails (or rail that sits above or just behind the camping set-up).



Safety

Please ensure that platform ladders are always used to install banners




NITRO SPORT PROMOTION

FRONT COUNTER & CUSTOMER WAITING AREA



Each store will receive A4 counter cards to display on the counter in the A4 acrylic blocks.



Counter cards should also be displayed in the customer waiting area.



NITRO SPORT PROMOTION

IN BAY DISPLAY



Each store will receive wobblers, these should be used within the Suspension bay to highlight the promotion.

