


ARB BASE RACK



4X4 ACCESSORIES

Retail Visual Merchandising Set-up Guide

Int. Dealers

JULY 2020

BASE RACK DISPLAY SET-UP

If stores wish to use the ARB display they can order

- X 1 display BASE Rack (size: 1835 x 1285mm)
- Display Props
- X 1 set of Trade Rails (to suit 1835 x 1155mm)
- X 1 set BASE Rack display brackets|SLATWALL
- A5 BASE Rack Brochure|pack of 100

Part number

1770030

(See following pages)

1780120

217901

573263

If stores wish to use graphics they can order

- BASE Rack Classic graphics|pack of 2 graphics
 - Roof rack graphic 375 x 850 mm
 - Wall bay graphic 600 x 600 mm

570181

DISPLAY BRACKET INSTALLATION

Rack must be attached to the wall before stock is installed

Step 1:

Unpack the rack and attach the trade rails to the sides.
Please follow instructions provided with the trade rail packaging.

Step 2:

Place the brackets in place on the wall
(See image to the right for placement details).

Step 3:

Two people must be used to hang the rack to the wall bay, ensuring rack is centered to the wall



Step 4:

Fit the display items to the roof rack, ensuring two people are used at all times.

- Products and accessories
- Graphics



Step 5:

Tie everything down. Please refer to the safety page for more information.

PN# 217901

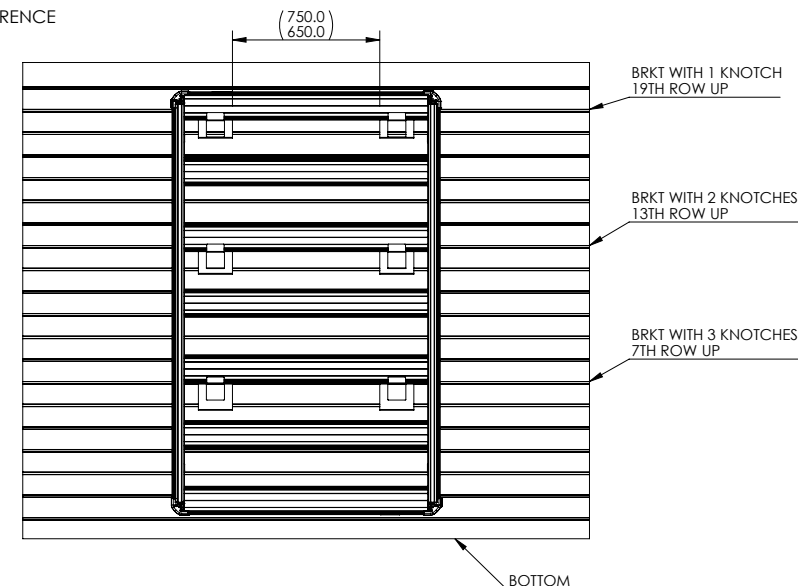
X 1 set of
BASE Rack display
brackets|SLATWALL

CONTROLLED DRAWING

MOUNTING OF BRACKETS.
THERE ARE 3 DIFFERENT BRACKETS IDENTIFIED BY
KNOTCHES. 1, 2 OR 3

CLIP INTO SLAT WALL AS PER STD SLAT WALL MOUNTS
TAKE NOTE OF DRAWING FOR CORRECT POSITION REFERENCE

LOAD RATING OF DISPLAY
WALL MUST BE CONFIRMED
BEFORE ACCESSORIES CAN BE
FITTED TO RACK



ARB ARB Corporation Ltd		TITLE: BASERACK SLAT WALL F/INST	
PROPRIETARY & CONFIDENTIAL ALL RIGHTS RESERVED. THIS DRAWING MUST NOT BE COPIED OR USED FOR ANY PURPOSE WITHOUT THE EXPRESS AUTHORITY OF ARB CORPORATION LIMITED.		MATERIAL:	
DO NOT SCALE ALL DIMENSIONS IN MILLIMETERS		MASS (kg):	
ANGULAR TOL. X° ± 1° X.X° ± 0.5°		FINISH:	
LINEAR TOL. X ± 1.0 X.X ± 0.5		PART NO.: 3781960	
REMOVE ALL BURRS, FLASH & SHARP EDGES		PAGE 1 OF 1	
THIRD ANGLE PROJECTION SCALE 1:20 SIZE A4		REV. A	

BASE RACK DISPLAY SET-UP

Stores must ensure they have all the below display items.

Base Rack - 1835 x 1285mm
Part number 1770030

Trade Rails - to suit 1835 x 1285mm
Part number 1780120

Graphics

PN# 570181
BASE Rack classic graphics|pack of 2
Please attach with double sided tape

Roof Rack Accessory
PN# 1780380
SPARE WHEEL Y-STRAP

Display Product
Suggested wheel

ROH Wheels - Patriot Display Wheel 16"



Tyre - stores to purchase a suitable tyre from your local tyre supplier.

SIZE: 265/70/16 or 265/65/17
(Tyre is to be no bigger than 780mm diameter.
No white writing displayed on the tyre)

NOTE: Stores who have their own tyre suppliers may use their own but they should be the same dimensions.

Roof Rack Accessory
PN# 1780220
T-SLOT ADAPTOR (SINGLE)
To be displayed loose on the rack

Roof Rack Accessory
PN# 1780360
ROLLER KIT NARROW



Display mock up only - please follow details listed

NOTE:
IF YOUR SLAT WALL CANNOT SUPPORT
THE WEIGHT OF THE DISPLAY PLEASE
REMOVE THE WHEEL AND TYRE

Roof Rack Accessory
PN# 1780310
RECOVERY TRACK HOLDER TRED PRO x2

Display Product
PN# TREDPROMGO
TRED PRO MON GREY/ORANGE x1



Roof Rack Accessory
PN# 1780250
GAS BOTTLE HOLDER

Display Product
Stores to purchase:
BCF

GREY GAS BOTTLE
Code 4 Gas bottle 2kg
\$45.99

Roof Rack Accessory
PN# 1780320
JERRY CAN MNT SNGLE VERTICAL

Display Product
Stores to order: PN# JC1161
Proquip 10L Olive Yellow Diesel Jerry Can




SAFETY

- There must be 2 - 3 people (minimum) to complete this display.
- All display products must be securely attached as this is a vertical display.
- Due to weight restrictions, it is suggested to not put any additional product on the rack.

NOTE:
IF YOUR SLAT WALL CANNOT SUPPORT THE WEIGHT OF
THE DISPLAY PLEASE REMOVE THE WHEEL AND TYRE

Gas bottle

Gas bottle must be secured with a large black cable tied through to the black base.
(see red line below)
This is to safeguard the gas bottle from falling if the strap was undone.



The ratchet strap must be securely closed using a cable tie, to discourage customers from untying it.
Ensure ends of cable tie are cut off.



Tyre

To ensure the tyre will not fall if the main strap is accidentally undone, the tyre is to be secure with a an additional black strap, tied through from the wheel to the roof rack.




The ratchet strap must be securely closed using a cable tie, to discourage customers from untying it.
Ensure ends of cable tie are cut off.



The ratchet strap must be securely closed using a cable tie, to discourage customers from untying it.
Ensure ends of cable tie are cut off.

PLANOGRAMS - 3 METERS



- 1 573263 A5 BASE RACK BROCHURE|PACK OF 100
- 2 1780230 T-SLOT ADAPTOR (PAIR)
- 3 1780220 T-SLOT ADAPTOR (SINGLE)
- 4 1780310 RECOVERY TRACK HOLDER TRED PRO
- 5 1780280 JACK HOLDER HI-LIFT PREMIUM
- 6 1780280 JACK HOLDER HI-LIFT PREMIUM
- 7 1780210 TIE (PAIR SPRING LOADED)
- 8 1780260 AWNING BRACKET QUICK RELEASE
- 9 1780200 TIE DOWN (EYEBOLT SET OF 4)
- 10 1780240 AWNING BRACKET
- 11 1780290 JACK HOLDER HI-LIFT BASIC
- 12 1780370 RATCHET STRAP 3M
- 13 1780370 RATCHET STRAP 3M
- 14 1780380 SPARE WHEEL STRAP
- 15 1780510 ARB SLIMLINE LENS COVER CLEAR 2PC PACK LENS SUIT 1780500
- 16 1780511 ARB SLIMLINE LENS COVER BLACK 2PC PACK LENS SUIT 1780500
- 17 1780512 ARB SLIMLINE LENS COVER AMBER 2PC PACK LENS SUIT 1780500
- 18 1780330 JERRY CAN MNT SNGLE HORIZONTAL
- 19 1780320 JERRY CAN MNT SNGLE VERTICAL
- 20 1780250 GAS BOTTLE HOLDER
- 21 1780250 GAS BOTTLE HOLDER
- 22 1780410 BASERACK WIRING KIT NO WIRES | PROVISION FOR 6 CIRCUITS
- 23 1780400 BASERACK WIRING KIT PREWIRED|3 CIRCUITS
- 24 1780350 JERRY CAN MNT DBLE HORIZONTAL
- 25 1780360 ROLLER KIT NARROW
- 26 1780365 ROLLER KIT WIDE
- 27 1780340 JERRY CAN MNT DBLE VERTICAL
- 28 1780500 ARB SLIMLINE ROOF RACK LIGHT

PLANOGRAMS - 2.4 METERS



- | | | |
|----|---------|--|
| 1 | 573263 | A5 BASE RACK BROCHURE PACK OF 100 |
| 2 | 1780370 | RATCHET STRAP 3M |
| 3 | 1780380 | SPARE WHEEL STRAP |
| 4 | 1780230 | T-SLOT ADAPTOR (PAIR) |
| | 1780220 | T-SLOT ADAPTOR (SINGLE) |
| 5 | 1780310 | RECOVERY TRACK HOLDER TRED PRO |
| | 1780210 | TIE DOWN (PAIR SPRING LOADED) |
| 6 | 1780260 | AWNING BRACKET QUICK RELEASE |
| | 1780240 | AWNING BRACKET |
| 7 | 1780510 | ARB SLIMLINE LENS COVER CLEAR 2PC PACK LENS SUIT 1780500 |
| | 1780511 | ARB SLIMLINE LENS COVER BLACK 2PC PACK LENS SUIT 1780500 |
| 8 | 1780512 | ARB SLIMLINE LENS COVER AMBER 2PC PACK LENS SUIT 1780500 |
| 9 | 1780200 | TIE DOWN (EYEBOLT SET OF 4) |
| 10 | 1780410 | BASERACK WIRING KIT NO WIRES PROVISION FOR 6 CIRCUITS |
| | 1780400 | BASERACK WIRING KIT PREWIRED 3 CIRCUITS |
| 11 | 1780280 | JACK HOLDER HI-LIFT PREMIUM |
| 12 | 1780280 | JACK HOLDER HI-LIFT PREMIUM |
| 13 | 1780320 | JERRY CAN MNT SNGLE VERTICAL |
| 14 | 1780330 | JERRY CAN MNT SNGLE HORIZONTAL |
| 15 | 1780290 | JACK HOLDER HI-LIFT BASIC |
| 16 | 1780360 | ROLLER KIT NARROW |
| | 1780365 | ROLLER KIT WIDE |
| 17 | 1780500 | ARB SLIMLINE ROOF RACK LIGHT |
| 18 | 1780340 | JERRY CAN MNT DBLE VERTICAL |
| 19 | 1780350 | JERRY CAN MNT DBLE HORIZONTAL |
| 20 | 1780250 | GAS BOTTLE HOLDER |

BROCHURE

Stores should have the ARB BASE Rack brochure on display.

Part Number - 573263

A5 BASE RACK BROCHURE|PACK OF 100

Suggested that stores order



Single A5 brochure holder wall mounted
165 H x 165 W x 45 mm D
Each or in box of 84
Clear Acrylic



Slatwall acrylic connector for brochure holder
Each
Clear Acrylic

