


# **ARB** BASE RACK



**Stockists - JUNE 2020**



*VISUAL MERCHANDISING GUIDES*

# BASE RACK DISPLAY SET-UP

## Stockists

Stockists have the option to add a BASE Rack display to their store.

Stores are recommended to have ARB BASE Rack utilise 50% of the roof rack zone, followed by 25% Thule and 25% Rhino Rack.

NOTE: This is a great opportunity for stores to do a rezone. More information can be found in the *Visual Merchandising Rezone guide* on Dealer Dashboard.

### If you haven't already, each store will need to order:

### Part number

- |   |                              |
|---|------------------------------|
| - X 1 display BASE Rack (size: 1835 x 1285 mm)    | <b>1770030</b>               |
| - Display props                                   | <b>(See following pages)</b> |
| - X 1 set of trade rails (to suit 1835 x 1155 mm) | <b>1780120</b>               |
| - X 1 set BASE Rack display brackets SLATWALL     | <b>217901</b>                |
| - X 1 A5 BASE Rack brochure pack of 100           | <b>573263</b>                |
| - X BASE Rack Classic graphics pack of 2 graphics | <b>570181</b>                |
| Roof rack graphic           375 x 850 mm          |                              |
| Wall bay graphic           600 x 600 mm           |                              |

**Please send completed set-up photos through to your state Visual Merchandising Representative.**

- |         |   |             |
|---------|---|-------------|
| QLD     | - | Heath Parry |
| WA      | - | Matt Edgar  |
| VIC/TAS | - | Jason Fear  |
| NSW     | - | Alex Ball   |
| SA/NT   | - | Justin Cook |

# DISPLAY BRACKET INSTALLATION

Rack must be attached to the wall before stock is installed.

## Step 1:

Unpack the rack and attach the trade rails to the sides.  
Please follow instructions provided with the trade rail packaging.

## Step 2:

Place the brackets in place on the wall.  
(See image to the right for placement details).

## Step 3:

Two people must be used to hang the rack to the wall bay, ensuring it is centred to the wall.



## Step 4:

Fit the display items to the roof rack, ensuring two people are involved at all times.

- Products and accessories
- Graphics



## Step 5:

Tie everything down. Please refer to the safety page for more information.

**PN# 217901**

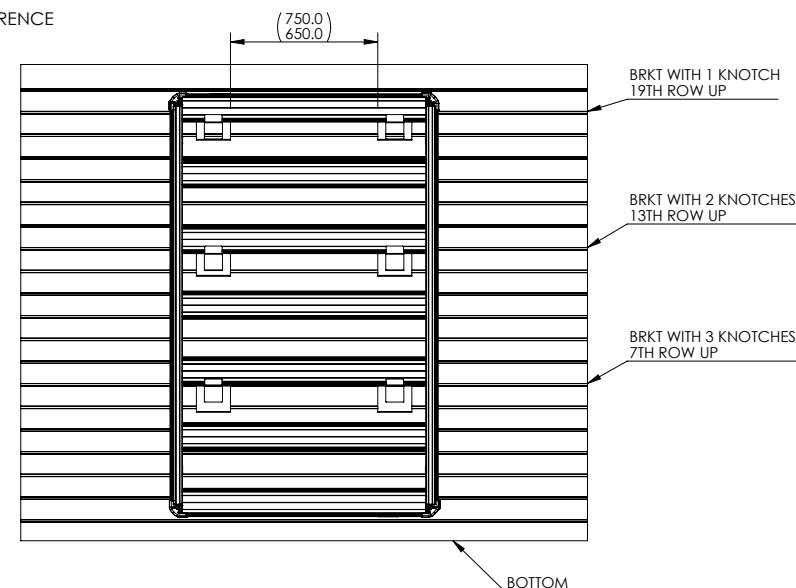
X 1 set of  
BASE Rack display  
brackets|SLATWALL

## CONTROLLED DRAWING

MOUNTING OF BRACKETS.  
THERE ARE 3 DIFFERENT BRACKETS IDENTIFIED BY  
KNOTCHES. 1, 2 OR 3

CLIP INTO SLAT WALL AS PER STD SLAT WALL MOUNTS  
TAKE NOTE OF DRAWING FOR CORRECT POSITION REFERENCE

LOAD RATING OF DISPLAY  
WALL MUST BE CONFIRMED  
BEFORE ACCESSORIES CAN BE  
FITTED TO RACK



<b>ARB</b> ARB Corporation Ltd		TITLE: BASERACK SLAT WALL F/INST	
PROPRIETARY & CONFIDENTIAL ALL RIGHTS RESERVED. THIS DRAWING MUST NOT BE COPIED OR USED FOR ANY PURPOSE WITHOUT THE EXPRESS AUTHORITY OF ARB CORPORATION LIMITED.		MATERIAL:	
DO NOT SCALE ALL DIMENSIONS IN MILLIMETERS		MASS (kg):	
ANGULAR TOL. X° ± 1° X.X° ± 0.5°		FINISH:	
LINEAR TOL. X ± 1.0 X.X ± 0.5		PART NO.: 3781960	
REMOVE ALL BURRS, FLASH & SHARP EDGES		PAGE 1 OF 1 REV. A	



# BASE RACK DISPLAY SET-UP

Stores must ensure they have all the below display items.

Base Rack - 1835 x 1285 mm

Part number 1770030

Trade Rails - to suit 1835 x 1285 mm

Part number 1780120

## Graphics

PN# 570181

BASE Rack classic graphics|pack of 2  
Please attach with double-sided tape.

## Roof Rack Accessory

PN# 1780380

SPARE WHEEL Y-STRAP

## Display Product

Stores to purchase:

ROH Wheels - Patriot Display Wheel 16"

\$150+GST

Call 1300 722 723 to order.



Tyre - Stores to purchase a suitable tyre from your local tyre supplier.

SIZE: 265/70/16 or 265/65/17  
(Tyre is to be no bigger than 780 mm diameter.  
No white writing displayed on the tyre.)

**NOTE:** Stores who have their own tyre suppliers may use their own but they must be the same dimensions.

## Roof Rack Accessory

PN# 1780360

ROLLER KIT NARROW

## Roof Rack Accessory

PN# 1780220

T-SLOT ADAPTOR (SINGLE)  
To be displayed loose on the rack.



## NOTE:

IF YOUR SLAT WALL CANNOT SUPPORT THE WEIGHT OF THE DISPLAY, PLEASE REMOVE THE WHEEL AND TYRE AND CONTACT VM FOR AN ALTERNATIVE SOLUTION.

## Roof Rack Accessory

PN# 1780310

RECOVERY TRACK HOLDER TRED PRO x2

## Display Product

PN# TREDPROMGO

TRED PRO MON GREY/ORANGE x1



## Roof Rack Accessory

PN# 1780250

GAS BOTTLE HOLDER

## Display Product

Stores to purchase:

BCF  
GREY GAS BOTTLE  
Code 4 Gas bottle 2kg  
\$45.99

## Roof Rack Accessory

PN# 1780320

JERRY CAN MNT SNGLE VERTICAL

## Display Product

Stores to order: PN# JC1161

Proquip 10L Olive Yellow Diesel Jerry Can




# SAFETY

- There must be 2 - 3 people (minimum) to complete this display.
- All display products must be securely attached as this is a vertical display.
- Due to weight restrictions, stores are not to put any additional product on the rack.

## Gas bottle

Gas bottle must be secured with a large black cable tied through to the black base (see red line below). This is to safeguard the gas bottle from falling if the strap was undone.



The ratchet strap must be securely closed using a cable tie to discourage customers from untying it. Ensure ends of cable tie are cut off.



## Tyre

To ensure the tyre will not fall if the main strap is accidentally undone, the tyre is to be secured with an additional black strap, tied through from the wheel to the roof rack.



The ratchet strap must be securely closed using a cable tie, to discourage customers from untying it. Ensure ends of cable tie are cut off.


## Jerry Can




The ratchet strap must be securely closed using a cable tie to discourage customers from untying it. Ensure ends of cable tie are cut off.

# BASE RACK NEW PRODUCT 2021


Please follow planograms for showroom placement



1780430  
BASERACK BRIDGE  
PLATE WIDE




1780420  
BASERACK BRIDGE  
PLATE NARROW



1780470  
BASERACK VERTICAL  
MNT WIDE



1780460  
BASERACK VERTICAL  
MNT NARROW



1780610  
BASERACK ALLOY  
BLOCK SET



1780450  
BASERACK HORIZONTAL  
MNT WIDE



1780440  
BASERACK HORIZONTAL  
MNT NARROW



1780490  
BASERACK LIGHTBAR  
MNT UNDER



1780480  
BASERACK LIGHTBAR  
MNT DOVETAIL




1780390  
BASERACK H/DUTY AWNING BRACKET



1780400  
BASERACK WIRING KIT PREWIRED|3 CIRCUITS



1780410  
BASERACK WIRING KIT NO WIRES | PROVISION FOR 6 CIRCUITS



1780620  
WIRING REMOVAL/RESEALING KIT



NEW PRODUCT COMING SOON



# PLANOGRAMS - 3 METRES



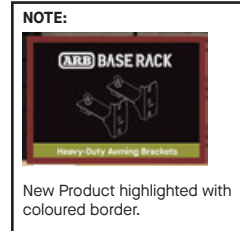
Planogram Number	Part No.	Part Desc
1		Classic 600x600mm Graphic
2	573263	A5 Base Rack Brouchure
3	1780230	T-SLOT ADAPTOR (PAIR)
4	1780220	T-SLOT ADAPTOR (SINGLE)
5	1780310	RECOVERY TRACK HOLDER TRED PRO
6	1780280	JACK HOLDER HI-LIFT PREMIUM
7	1780280	JACK HOLDER HI-LIFT PREMIUM
8	1780210	TIE DOWN (PAIR SPRING LOADED)
9	1780240	AWNING BRACKET
10	1780260	AWNING BRACKET QUICK RELEASE
11	1780200	TIE DOWN (EYEBOLT SET OF 4)
12	1780290	JACK HOLDER HI-LIFT BASIC
13	1780440	BASERACK HORIZONTAL MNT NARROW
14	1780450	BASERACK HORIZONTAL MNT WIDE
15	1780460	BASERACK VERTICAL MNT NARROW
16	1780470	BASERACK VERTICAL MNT WIDE
17	1780370	RATCHET STRAP 3M
18	1780510	ARB SLIMLINE LENS COVER CLEAR 2PC PACK
19	1780511	ARB SLIMLINE LENS COVER BLACK 2PC PACK
20	1780512	ARB SLIMLINE LENS COVER AMBER 2PC PACK
21	1780330	JERRY CAN MNT SNGLE HORIZONTAL
22	1780320	JERRY CAN MNT SNGLE VERTICAL
23	1780480	BASERACK LIGHTBAR MNT DOVETAIL
24	1780490	BASERACK LIGHTBAR MNT UNDER
25	1780610	BASERACK ALLOY BLOCK SET
26	1780610	BASERACK ALLOY BLOCK SET
27	1780380	SPARE WHEEL STRAP
28	1780420	BASERACK BRIDGE PLATE NARROW
29	1780430	BASERACK BRIDGE PLATE WIDE
30	1780250	GAS BOTTLE HOLDER
31	1780250	GAS BOTTLE HOLDER
32	1780410	BASERACK WIRING KIT NO WIRES
33	1780400	BASERACK WIRING KIT PREWIRED 3 CIRCUITS
34	1780390	BASERACK H/DUTY AWNING BRACKET
35	1780620	WIRING REMOVAL/RESEALING KIT
36	1780350	JERRY CAN MNT DBLE HORIZONTAL
37	1780360	ROLLER KIT NARROW
38	1780365	ROLLER KIT WIDE
39	1780500	ARB SLIMLINE ROOF RACK LIGHT
	1780340	JERRY CAN MNT DBLE VERTICAL
		BASE RACK DISPLAY (with Classic combined graphic)



# PLANOGRAMS - 2.4 METRES



Planogram Number	Part No.	Part Desc
1		Classic 600x600mm Graphic
2	573263	A5 Base Rack Brouchure
3	1780210	TIE DOWN (PAIR SPRING LOADED)
4	1780370	RATCHET STRAP 3M
5	1780380	SPARE WHEEL STRAP
6	1780240	AWNING BRACKET
	1780260	AWNING BRACKET QUICK RELEASE
7	1780200	TIE DOWN (EYEBOLT SET OF 4)
8	1780230	T-SLOT ADAPTOR (PAIR)
	1780220	T-SLOT ADAPTOR (SINGLE)
9	1780310	RECOVERY TRACK HOLDER TRED PRO
10	1780610	BASERACK ALLOY BLOCK SET
11	1780480	BASERACK LIGHTBAR MNT DOVETAIL
	1780490	BASERACK LIGHTBAR MNT UNDER
12	1780440	BASERACK HORIZONTAL MNT NARROW
	1780450	BASERACK HORIZONTAL MNT WIDE
13	1780460	BASERACK VERTICAL MNT NARROW
	1780470	BASERACK VERTICAL MNT WIDE
14	1780420	BASERACK BRIDGE PLATE NARROW
	1780430	BASERACK BRIDGE PLATE WIDE
15	1780510	ARB SLIMLINE LENS COVER CLEAR 2PC PACK LENS SUIT 1780500
	1780511	ARB SLIMLINE LENS COVER BLACK 2PC PACK LENS SUIT 1780500
	1780512	ARB SLIMLINE LENS COVER AMBER 2PC PACK LENS SUIT 1780500
16	1780280	JACK HOLDER HI-LIFT PREMIUM
17	1780280	JACK HOLDER HI-LIFT PREMIUM
18	1780290	JACK HOLDER HI-LIFT BASIC
19	1780250	GAS BOTTLE HOLDER
20	1780250	GAS BOTTLE HOLDER
21	1780410	BASERACK WIRING KIT NO WIRES   PROVISION FOR 6 CIRCUITS
	1780400	BASERACK WIRING KIT PREWIRED 3 CIRCUITS
22	1780390	BASERACK H/DUTY AWNING BRACKET
23	1780620	WIRING REMOVAL/RESEALING KIT
24	1780500	ARB SLIMLINE ROOF RACK LIGHT
25	1780360	ROLLER KIT NARROW
	1780365	ROLLER KIT WIDE
26	1780320	JERRY CAN MNT SNGLE VERTICAL
	1780340	JERRY CAN MNT DBLE VERTICAL
27	1780330	JERRY CAN MNT SNGLE HORIZONTAL
28	1780350	JERRY CAN MNT DBLE HORIZONTAL
29		BASE RACK DISPLAY (with Classic combined graphic)





# BROCHURE

Stores must have the ARB BASE Rack brochure on display.  
Please refer to your store planogram for positioning.

Part Number - 573263  
A5 BASE RACK BROCHURE|PACK OF 100

## Stores to order

Shop for Shops - [www.shopforshops.com](http://www.shopforshops.com)



**Single A5 brochure  
holder wall mounted**  
165 H x 165 W x 45 mm D  
Each or in box of 84  
Clear Acrylic  
Code M4201CA



**Slatwall acrylic connector  
for brochure holder**  
Each  
Clear Acrylic  
Code S2560CA





# THULE AND RHINO

Classic stores are to ensure that the ARB BASE Rack utilises 50% of the roof rack zone, followed by 25% Thule and 25% Rhino Rack.

## Catalogue

Due to the stock allocation reducing, stores can display a catalogue with the relevant product.

### Rhino - A4

Stores are to contact their Rhino representative to order more.



### Thule - A4

Stores are to order more using Part number #5211901900



**NOTE: Any additional Rhino and Thule collateral must be removed.**

## Brochure holders

Stores can order stands from Shop for Shops .  
[www.shopforshops.com](http://www.shopforshops.com)



**Single A4 brochure holder wall mounted**  
250 H x 225 W x 45 mm D  
Each or in box of 44  
Clear Acrylic  
Code M4202CA



**Slatwall acrylic connector for brochure holder**  
Each  
Clear Acrylic  
Code S2560CA



NOTE: Header cards and graphics pictured are a part of store rezones.

Please see *Visual Merchandising Classic Store Rezone Guide* on Dealer Dashboard for more information.